

## PRODUCT MONOGRAPH

 **NASONEX<sup>®</sup>**

mometasone furoate monohydrate aqueous nasal spray

50 mcg/metered spray (as mometasone furoate)

Organon standard

**Corticosteroid**

**Organon Canada Inc.**  
16766 route Transcanadienne  
Kirkland, QC Canada  
H9H 4M7  
[www.Organon.ca](http://www.Organon.ca)

Date of Initial Authorization:  
September 15, 1998

Date of Revision:  
March 21, 2022

Submission Control No. 256864

## RECENT MAJOR LABEL CHANGES

INDICATIONS	02/2022
DOSAGE AND ADMINISTRATION	02/2022

## Table of Contents

RECENT MAJOR LABEL CHANGES.....	2
---------------------------------	---

<b>PART I: HEALTH PROFESSIONAL INFORMATION.....</b>	<b>3</b>
SUMMARY PRODUCT INFORMATION .....	3
INDICATIONS.....	3
CONTRAINDICATIONS .....	4
WARNINGS AND PRECAUTIONS.....	4
ADVERSE REACTIONS.....	6
DRUG INTERACTIONS .....	8
DOSAGE AND ADMINISTRATION .....	8
OVERDOSAGE .....	10
ACTION AND CLINICAL PHARMACOLOGY .....	10
STORAGE AND STABILITY .....	11
DOSAGE FORMS, COMPOSITION AND PACKAGING .....	12

<b>PART II: SCIENTIFIC INFORMATION .....</b>	<b>13</b>
PHARMACEUTICAL INFORMATION.....	13
CLINICAL TRIALS .....	14
DETAILED PHARMACOLOGY .....	19
TOXICOLOGY .....	20
REFERENCES .....	24

<b>PART III: CONSUMER INFORMATION.....</b>	<b>25</b>
--	-----------

## PRODUCT MONOGRAPH

 **NASONEX®**

mometasone furoate monohydrate aqueous nasal spray

### PART I: HEALTH PROFESSIONAL INFORMATION

#### SUMMARY PRODUCT INFORMATION

Route of Administration	Dosage Form / Strength	Nonmedicinal Ingredients
nasal	suspension / 50 mcg per metered spray	benzalkonium chloride, citric acid, dispersible cellulose BP 65 cps (carboxymethylcellulose sodium, microcrystalline cellulose), glycerol, Polysorbate 80, purified water, and sodium citrate dihydrate

#### INDICATIONS

NASONEX® (mometasone furoate monohydrate aqueous nasal spray) is indicated for:

- use in children between the ages of 3 and 11 years to treat the symptoms of seasonal or perennial allergic rhinitis.
- use in adults and children 12 years of age and older as adjunctive treatment to antibiotics in acute episodes of rhinosinusitis, where signs or symptoms of bacterial infection are present.
- use in adults and children 12 years of age and older in the treatment of symptoms associated with mild to moderate uncomplicated acute rhinosinusitis where signs or symptoms of bacterial infection are not present.
- the treatment of nasal polyps in adult patients 18 years of age or older.

## CONTRAINDICATIONS

Patients who are hypersensitive to this drug or to any ingredient in the formulation or component of the container. For a complete listing, see the DOSAGE FORMS, COMPOSITION AND PACKAGING section of the product monograph.

NASONEX<sup>®</sup> should be used with caution, if at all, in patients with active or quiescent tuberculous infections of the respiratory tract, or in untreated fungal, bacterial, systemic viral infections or ocular herpes simplex.

## WARNINGS AND PRECAUTIONS

### **General**

During transfer from systemic corticosteroid to NASONEX<sup>®</sup>, some patients may experience symptoms of withdrawal from systemically active corticosteroids (e.g., joint and/or muscular pain, lassitude, and depression initially) despite relief from nasal symptoms and will require encouragement to continue NASONEX<sup>®</sup> therapy. Such transfer may also unmask pre-existing allergic conditions such as allergic conjunctivitis and eczema, previously suppressed by systemic corticosteroid therapy.

### ***Acute Rhinosinusitis***

Patients should not use NASONEX<sup>®</sup> without an antibiotic if bacterial infection of the sinuses is present or suspected.

NASONEX<sup>®</sup> is not indicated to treat the symptoms of the common cold. To distinguish mild to moderate acute rhinosinusitis from the common cold, patients should have symptoms of acute rhinosinusitis persisting or increasing for at least seven days before starting NASONEX<sup>®</sup> treatment.

If signs or symptoms of severe bacterial infection are observed during treatment (such as fever, persistent severe unilateral facial/tooth pain, orbital or peri-orbital facial swelling, or worsening of symptoms after an initial improvement), the patient should be advised to consult their physician immediately at which time the physician may advise the patient to stop using NASONEX<sup>®</sup>.

Safety and efficacy of NASONEX<sup>®</sup> in the treatment of symptoms associated with mild to moderate uncomplicated acute rhinosinusitis beyond 15 days has not been evaluated.

### **Ear/Nose/Throat**

NASONEX<sup>®</sup> should not be used in the presence of untreated localized infection involving the nasal mucosa.

Because of the inhibitory effect of corticosteroids on wound healing, patients who have experienced recent nasal surgery or trauma should not use a nasal corticosteroid until healing has occurred.

Following 12 months of treatment with NASONEX<sup>®</sup>, there was no evidence of atrophy of the nasal mucosa; also, mometasone furoate tended to reverse the nasal mucosa closer to a normal histologic phenotype. As with any long-term treatment, patients using NASONEX<sup>®</sup> over several months or longer should be examined periodically for possible changes in the nasal mucosa. If localized fungal infection of the nose or pharynx develops, discontinuance of NASONEX<sup>®</sup> therapy or appropriate treatment may be required. Persistence of nasopharyngeal irritation may be an indication for discontinuing NASONEX<sup>®</sup>.

Following the use of intranasal aerosolized corticosteroids, instances of nasal septum perforation have been reported very rarely.

### **Endocrine and Metabolism**

There is no evidence of hypothalamic-pituitary-adrenal (HPA) axis suppression following prolonged (12 months) treatment with NASONEX<sup>®</sup>. However, patients who are transferred from long-term administration of systemically active corticosteroids to NASONEX<sup>®</sup> require careful attention. Systemic corticosteroid withdrawal in such patients may result in adrenal insufficiency for a number of months until recovery of HPA axis function. If these patients exhibit signs and symptoms of adrenal insufficiency, systemic corticosteroid administration should be resumed and other modes of therapy and appropriate measures instituted.

### **Immune**

Patients receiving corticosteroids who are potentially immunosuppressed should be warned of the risk of exposure to certain infections (e.g., chickenpox, measles) and of the importance of obtaining medical advice if such exposure occurs.

### **Ophthalmologic**

Following the use of intranasal aerosolized corticosteroids, instances of increased intraocular pressure have been reported very rarely.

Visual disturbance may be reported with systemic and topical (including, intranasal, inhaled and intraocular) corticosteroid use. If a patient presents with symptoms such as blurred vision or other visual disturbances, the patient should be considered for referral to an ophthalmologist for evaluation of possible causes of visual disturbances; this may include cataract, glaucoma or rare diseases such as central serous chorioretinopathy (CSCR) which have been reported after use of systemic and topical corticosteroids.

### **Special Populations**

#### ***Pregnancy and Nursing Mothers***

There are no adequate or well-controlled studies in pregnant or nursing women.

As with other nasal corticosteroid preparations, NASONEX<sup>®</sup> should be used in pregnant women, nursing mothers or women of childbearing age only if the potential benefit justifies the potential risk to the mother, fetus, or infant. Infants born of mothers who received corticosteroids during pregnancy should be observed carefully for hypoadrenalism.

### ***Pediatrics***

NASONEX<sup>®</sup> permitted normal growth in a placebo-controlled clinical trial in which pediatric patients were administered NASONEX<sup>®</sup> 100 mcg daily for one year.

Safety and efficacy of NASONEX<sup>®</sup> as adjunctive treatment to antibiotics in acute episodes of rhinosinusitis in children less than 12 years of age have not been studied.

Safety and efficacy of NASONEX<sup>®</sup> for the treatment of symptoms associated with mild to moderate uncomplicated acute rhinosinusitis in children less than 12 years of age have not been studied.

Safety and efficacy of NASONEX<sup>®</sup> for the treatment of nasal polyps in children and adolescents less than 18 years of age have not been studied.

## **ADVERSE REACTIONS**

Rarely, immediate hypersensitivity reactions (e.g., bronchospasm, dyspnea) may occur after intranasal administration of mometasone furoate monohydrate. Very rarely, anaphylaxis and angioedema have been reported.

Disturbances of taste and smell have been reported very rarely.

### **Clinical Trial Adverse Drug Reactions**

*Because clinical trials are conducted under very specific conditions the adverse reaction rates observed in the clinical trials may not reflect the rates observed in practice and should not be compared to the rates in the clinical trials of another drug. Adverse drug reaction information from clinical trials is useful for identifying drug-related adverse events and for approximating rates.*

### ***Allergic Rhinitis***

Adults and adolescents  $\geq 12$  years of age: Table 1 demonstrates the incidence of treatment related adverse reactions associated with NASONEX<sup>®</sup> based upon the pooled data from clinical trials.

**Table 1: Treatment related adverse reactions occurring at an incidence of  $\geq 1\%$  and more commonly than placebo**

<b>Adverse Reactions</b>	<b>NASONEX<sup>®</sup>* n = 3210 n (%)</b>	<b>Placebo n = 1671 n (%)</b>
Headache	265 (8)	101 (6)
Epistaxis	267 (8)	89 (5)
Pharyngitis	124 (4)	58 (3)

\* 50 mcg to 800 mcg of mometasone furoate daily

Treatment-related local adverse events reported in clinical studies, headache, epistaxis (e.g., frank bleeding, blood-tinged mucus, and blood flecks), pharyngitis, and nasal ulceration are

typically observed with use of a corticosteroid nasal spray. In addition, the following adverse events occurred at a frequency equal to or less than placebo, nasal burning (2% vs. 3%) and nasal irritation (2% vs. 2%), respectively.

Epistaxis was generally self-limiting and mild in severity, and occurred at a higher incidence compared to placebo (5%), but at a comparable or lower incidence compared to the active control nasal corticosteroids studied (up to 15%). The incidence of all other effects was comparable with that of placebo.

Pediatric patients 3 to 11 years of age: In the pediatric population, the incidence of adverse effects, e.g. headache (3%), epistaxis (6%), nasal irritation (2%), and sneezing (2%) was comparable to placebo.

#### ***Acute Rhinosinusitis as Adjunctive Treatment to Antibiotics***

In adults and adolescent patients receiving NASONEX<sup>®</sup> as adjunctive treatment for acute episodes of rhinosinusitis, treatment-related adverse events, which occurred at an incidence comparable to placebo, included headache (2%), pharyngitis (1%), nasal burning (1%), and nasal irritation (1%). Epistaxis was mild in severity and also occurred at an incidence comparable to placebo (5% vs. 4%, respectively).

#### ***Mild to Moderate Uncomplicated Acute Rhinosinusitis***

In patients treated for mild to moderate acute rhinosinusitis, the overall incidence of adverse events was comparable to placebo and similar to that observed for patients with allergic rhinitis.

#### ***Nasal Polyps***

In patients treated for nasal polyps, the overall incidence of adverse events was comparable to placebo and similar to that observed for patients with allergic rhinitis.

#### **Less Common Clinical Trial Adverse Drug Reactions (<1%)**

The following additional treatment related adverse reactions occurred in clinical trials in patients using NASONEX<sup>®</sup> with an incidence of <1% and occurred at a greater incidence than placebo\*:

*Blood and lymphatic system disorders:* lymphadenopathy

*Cardiac disorders:* palpitation, tachycardia

*Eye disorders:* lacrimation, conjunctivitis, dry eyes, abnormal vision

*Ear and labyrinth disorders:* earache, tinnitus

*Gastrointestinal disorders:* abdominal pain, constipation, diarrhea, gastritis, nausea, tongue disorder, tooth disorder

*General disorders and administration site conditions:* dry mouth, allergy aggravated, chest pain, edema, face edema, fever, influenza like symptoms, thirst, taste perversion

*Infections and infestations:* cold sore non herpetic, infection, bacterial infection

*Investigations:* hepatic enzymes increased

*Musculoskeletal and connective tissue disorders:* arthralgia, myalgia

*Nervous system disorders:* tremor, vertigo, migraine

*Psychiatric disorders:* depression, paranoia, somnolence

*Respiratory, thoracic and mediastinal disorders:* dysphonia, bronchitis, dyspnea, laryngitis, nasal septum ulceration, sinusitis, wheezing

*Skin and subcutaneous tissue disorders:* acne, dermatitis, erythematous rash

*Vascular disorders:* hypertension

\*Events reported by more than 1 patient

### **Post-Market Adverse Drug Reactions**

The following adverse reactions have been identified during the post-marketing period for NASONEX®: anaphylaxis and angioedema, disturbances in smell and nasal septal perforation, vision blurred. Because these reactions are reported voluntarily from a population of uncertain size, it is not always possible to reliably estimate their frequency or establish a causal relationship to drug exposure.

## **DRUG INTERACTIONS**

### **Drug-Drug Interactions**

NASONEX® has been administered concomitantly with loratadine with no apparent effect on plasma concentrations of loratadine or its major metabolite. In these studies, mometasone furoate plasma concentrations were not detectable using an assay with a LLOQ of 50 pg/mL. The combination therapy was well tolerated.

Inhibitors of Cytochrome P450 3A4: Studies have shown that mometasone furoate is primarily and extensively metabolized in the liver of all species investigated and undergoes extensive metabolism to multiple metabolites. Mometasone furoate is metabolized by CYP3A4. After oral administration of ketoconazole, a strong inhibitor of CYP3A4, the mean plasma concentration of orally inhaled mometasone furoate increased, and plasma cortisol levels appeared to decrease.

Co-treatment with CYP3A inhibitors (e.g., ketoconazole, itraconazole, clarithromycin, atazanavir, indinavir, nelfinavir, saquinavir, ritonavir, cobicistat-containing products), is expected to increase the risk of systemic side-effects. The combination should be avoided unless the benefit outweighs the increased risk of systemic corticosteroid side-effects, in which case patients should be monitored for systemic corticosteroid side-effects.

## **DOSAGE AND ADMINISTRATION**

### **Dosing Considerations**

The therapeutic effects of corticosteroids, unlike those of decongestants, are not immediate. Since the effect of NASONEX® depends on its regular use, patients should be instructed to take the nasal inhalation at regular intervals and not, as with other nasal sprays, as they feel necessary.



In the presence of excessive nasal mucous secretion or edema of the nasal mucosa, the drug may fail to reach the site of action. In such cases, it is advisable to use a nasal vasoconstrictor for 2 to 3 days prior to starting treatment with NASONEX®.

### **Recommended Dose and Dosage Adjustment**

#### ***Treatment of seasonal or perennial allergic rhinitis:***

Children between the ages of 3 and 11 years: The usual recommended dose is one spray (50 mcg/spray) in each nostril once daily (total daily dose of 100 mcg).

Administration to young children should be aided by an adult.

Clinically significant onset of action occurs as early as 12 hours after the first dose.

#### ***Adjunctive treatment to antibiotics in acute episodes of rhinosinusitis:***

NASONEX® should not be used in the presence of untreated localized infection involving the nasal mucosa.

Adults (including geriatric patients) and children 12 years of age and older: The usual recommended dose is two sprays (50 mcg/spray) in each nostril twice daily (total daily dose of 400 mcg).

If symptoms are inadequately controlled, the dose may be increased to four sprays (50 mcg/spray) in each nostril twice daily (total daily dose of 800 mcg).

#### ***Treatment of mild to moderate uncomplicated acute rhinosinusitis***

Patients should not use NASONEX® without an antibiotic if bacterial infection of the sinuses is present or suspected.

Adults (including geriatric patients) and children 12 years of age and older: The usual recommended dose is two sprays (50 mcg/spray) in each nostril twice daily (total daily dose of 400 mcg).

If signs or symptoms of severe bacterial infection are observed during treatment (such as fever, persistent severe unilateral facial/tooth pain, orbital or peri-orbital facial swelling, or worsening of symptoms after an initial improvement), the patient should be advised to consult their physician immediately, at which time the physician may advise the patient to stop using NASONEX®.

Safety and efficacy of NASONEX® in the treatment of symptoms associated with mild to moderate uncomplicated acute rhinosinusitis beyond 15 days have not been evaluated.

#### ***Treatment of Nasal Polyps***

Adults (including geriatric patients) and adolescents 18 years of age and older: The usual recommended dose is two sprays (50 mcg/spray) in each nostril twice daily (total daily dose of 400 mcg).

Once the symptoms are controlled, dose reduction to two sprays (50 mcg/spray) in each nostril once daily (total daily dose 200 mcg) may be effective for continued treatment.

Efficacy and safety studies of NASONEX<sup>®</sup> for the treatment of nasal polyps were four months in duration.

### **Administration**

Each actuation delivers approximately 100 mg of mometasone furoate suspension, containing mometasone furoate monohydrate equivalent up to 50 mcg mometasone furoate. Prior to administration, NASONEX<sup>®</sup> nasal pump should be primed by actuating the pump 10 times (until a uniform spray is observed). If the spray pump has not been used for 14 days or longer, it should be reprimed with 2 actuations, until a uniform spray is observed, before next use. SHAKE CONTAINER WELL BEFORE EACH USE.

Patients should be instructed on the correct method of use, which is to blow the nose, then insert the nozzle carefully into the nostril, compress the opposite nostril and actuate the spray while inspiring through the nose, with the mouth closed.

### **OVERDOSAGE**

Because the systemic bioavailability is <1% (using a sensitive assay with a lower quantitation limit of 0.25 pg/mL) after administration of mometasone furoate via NASONEX<sup>®</sup>, overdose is unlikely to require any therapy other than observation, followed by initiation of the appropriate prescribed dosage.

For management of suspected drug overdose, contact your regional Poison Control Centre.

## **ACTION AND CLINICAL PHARMACOLOGY**

### **Mechanism of Action**

Mometasone furoate is a topical glucocorticosteroid with local anti-inflammatory properties at doses that are minimally systemically active.

### **Pharmacodynamics**

In two clinical studies utilizing nasal antigen challenge, NASONEX<sup>®</sup> (mometasone furoate monohydrate aqueous nasal spray) has shown anti-inflammatory activity in both the early- and late-phase allergic responses. This has been demonstrated by decreases (vs. placebo) in histamine and eosinophil activity and reductions (vs. baseline) in eosinophils, neutrophils, and epithelial cell adhesion proteins. The clinical significance of these finding is not known.

Two Phase I studies conducted to assess the systemic exposure and tolerability of NASONEX<sup>®</sup> in children aged 3 to 12 years showed no clinically relevant systemic exposure to NASONEX<sup>®</sup>

and indicated that NASONEX<sup>®</sup> was well tolerated. A third Phase I study in children aged 6 to 12 years showed normal short-term lower leg growth velocity.

The results of Phase II and Phase III studies indicated no evidence of HPA (hypothalamic-pituitary-adrenal) axis suppression following treatment with NASONEX<sup>®</sup> and demonstrated that NASONEX<sup>®</sup> can alleviate the allergic symptoms in pediatric patients aged 3 to 12 years with seasonal and perennial allergic rhinitis.

### **Pharmacokinetics**

#### ***Absorption:***

Mometasone furoate monohydrate, administered as a nasal spray, has a systemic bioavailability of <1% in plasma, using a sensitive assay with a lower quantitation limit (LLOQ) of 0.25 pg/mL. Mometasone furoate suspension is very poorly absorbed from the gastrointestinal tract, and the small amount that may be swallowed and absorbed undergoes extensive first-pass metabolism prior to excretion in urine and bile.

#### ***Distribution:***

The *in vitro* protein binding for mometasone furoate was reported to be 98% to 99% in concentration range of 5 to 500 ng/mL.

#### ***Metabolism:***

Studies have shown that any portion of a mometasone furoate dose which is swallowed and absorbed undergoes extensive metabolism to multiple metabolites. There are no major metabolites detectable in plasma. Upon *in vitro* incubation, one of the minor metabolites formed is 6 $\beta$ -hydroxymometasonefuroate. In human liver microsomes, the formation of the metabolite is regulated by cytochrome P-450 3A4 (CYP3A4).

#### ***Elimination:***

Following intravenous administration, the effective plasma elimination half-life of mometasone furoate is 5.8 hours. Any absorbed drug is excreted as metabolites mostly via the bile, and to a limited extent, into the urine.

## **STORAGE AND STABILITY**

NASONEX<sup>®</sup> should be stored between 2° and 25°C and protected from light. Do not freeze.

## DOSAGE FORMS, COMPOSITION AND PACKAGING

### ***Dosage Forms***

NASONEX<sup>®</sup> is formulated as an aqueous nasal suspension for nasal administration via a metered-dose manual pump spray delivering 140 doses of 50 mcg mometasone furoate.

### ***Composition***

Each actuation delivers approximately 100 mg of mometasone furoate suspension, containing mometasone furoate monohydrate equivalent to 50 mcg mometasone furoate.

The nonmedicinal ingredients include benzalkonium chloride, citric acid, dispersible cellulose BP 65 cps (carboxymethylcellulose sodium, microcrystalline cellulose), glycerol, Polysorbate 80, purified water, and sodium citrate dihydrate.

### ***Packaging***

NASONEX<sup>®</sup> is supplied in a single pack (1 bottle).

## PART II: SCIENTIFIC INFORMATION

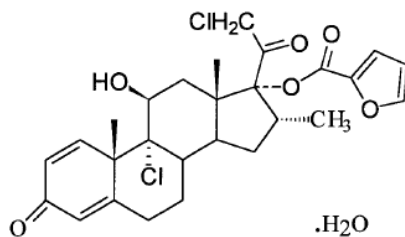
### PHARMACEUTICAL INFORMATION

#### Drug Substance

Proper Name: Mometasone furoate monohydrate

Chemical Name: 9,21-dichloro-17-[(2-furanylcarbonyl)oxy]-11 $\beta$ -hydroxy-16 $\alpha$ -methylpregna-1,4-diene-3,20-dione monohydrate

Structural Formula:



Molecular Formula: C<sub>27</sub>H<sub>30</sub>Cl<sub>2</sub>O<sub>6</sub> · H<sub>2</sub>O

Molecular Weight: 539.45

#### **Description:**

Physical form: White to off-white powder

Solubility: Mometasone furoate monohydrate is practically insoluble in water (0.02 mg/mL). It is slightly soluble (4–8 mg/mL) in methanol, ethanol, and isopropanol. It is soluble (59–74 mg/mL) in acetone and chloroform, and freely soluble (>100 mg/mL) in tetrahydrofuran.

## CLINICAL TRIALS

### *Treatment of allergic rhinitis*

#### *Seasonal allergic rhinitis in adolescents and adults*

The safety and efficacy of NASONEX<sup>®</sup> in the treatment of patients with seasonal allergic rhinitis (aged 12 years and over) was investigated in six clinical trials. Altogether, these trials enrolled a total of 2544 patients of whom 718 were randomized to treatment with NASONEX<sup>®</sup> 200 mcg once daily.

The results of three phase III clinical trials (14- or 28-day studies) with a total of 788 patients who received NASONEX<sup>®</sup> or placebo and evaluated for efficacy are presented in Table 2. The primary efficacy endpoint was the change from baseline in Physician-Evaluated Total Nasal Symptom Score (TNSS) after one week of therapy in Study I92-200. In studies C93-013 and I94-001, the primary efficacy endpoint was the change from baseline in Patient-Evaluated Total Nasal Symptom Score over Days 1–15.

**Table 2: Effect of NASONEX<sup>®</sup> in Phase III, Randomized, Placebo-Controlled Trials in patients with SAR**

	NASONEX <sup>®</sup> 100 mcg OD		NASONEX <sup>®</sup> 200 mcg OD		Placebo	
	N	Mean	N	Mean	N	Mean
<b>Study I92-200</b>						
TNSS <sup>1</sup> – Baseline	122	8.1	122	8.1	110	8.0
TNSS <sup>1</sup> – Change from Baseline to Day 8 (%) <sup>3</sup>	120	-4.3* (-53%)	120	-4.7* (-59%)	106	-2.6 (-34%)
<b>Study C93-013</b>						
TNSS <sup>2</sup> – Baseline			111	7.6	116	7.6
TNSS <sup>2</sup> – Change from Baseline over Days 1–15 (%) <sup>3</sup>			111	-2.3* (-25%)	116	-1.5 (-17%)
<b>Study I94-001</b>						
TNSS <sup>2</sup> – Baseline			104	7.4	103	7.3
TNSS <sup>2</sup> – Change from Baseline over Days 1–15 (%) <sup>3</sup>			104	-2.8* (-35%)	103	-0.9 (-10%)

\* P < 0.01 vs. placebo.

<sup>1</sup> Physician-Evaluated Total Nasal Symptom Score (TNSS). Total of individual nasal symptoms combined (rhinorrhea, nasal stuffiness/congestion, nasal itching and sneezing). Symptoms were scored according to the following rating system; 0 = none, 1 = mild, 2 = moderate, 3 = severe.

<sup>2</sup> Patient-Evaluated Total Nasal Symptom Score (TNSS). Total of individual nasal symptoms combined (rhinorrhea, nasal stuffiness/congestion, nasal itching and sneezing). Symptoms were scored according to the following rating system; 0 = none, 1 = mild, 2 = moderate, 3 = severe.

<sup>3</sup> Percent change is the difference between post treatment mean score and baseline mean score divided by Baseline mean score, multiplied by 100.

### ***Perennial allergic rhinitis in adolescents and adults***

The safety and efficacy of NASONEX<sup>®</sup> in the treatment of patients (aged 12 and over) with perennial allergic rhinitis (PAR) was investigated in three phase III clinical trials of 12-week duration in 875 patients who received NASONEX<sup>®</sup> or placebo and evaluated for efficacy. The primary efficacy endpoint was the change from baseline in Patient-Evaluated Total Nasal Symptom Score (TNSS) from Days 1 to 15. Results of these studies are presented in Table 3.

**Table 3: Patient-Evaluated Total Nasal Symptom Score<sup>1</sup> (TNSS) Results of Trials in Patients with PAR**

Primary Endpoint(s)	NASONEX <sup>®</sup> 200 mcg OD		Placebo	
	N	Mean	N	Mean
<b>Study C92-280</b>				
Baseline	160	6.6	160	6.9
Change from baseline over Days 1–15 (%) <sup>2</sup>	160	-1.5* (-21%)	158	-1.0 (-13%)
<b>Study I92-293</b>				
Baseline	129	6.3	124	6.2
Change from baseline over Days 1–15 (%) <sup>2</sup>	127	-1.7* (-25%)	121	-1.2 (-15%)
<b>Study I94-079</b>				
Baseline	154	6.1	148	6.0
Change from baseline over Days 1–15 (%) <sup>2</sup>	154	-2.2** (-37%)	148	-1.3 (-22%)

\* P = 0.01 vs. placebo; \*\* P < 0.01 vs. placebo.

<sup>1</sup> Total of individual nasal symptoms combined (rhinorrhea, nasal stuffiness, nasal itching and sneezing). Symptoms were scored according to the following rating system; 0 = none, 1 = mild, 2 = moderate, 3 = severe.

<sup>2</sup> Percent change is the difference between post treatment mean score and baseline mean score divided by Baseline mean score, multiplied by 100.

### ***Seasonal and Perennial allergic rhinitis in pediatric patients***

The safety and efficacy of NASONEX<sup>®</sup> in the treatment of pediatric patients with SAR and PAR was investigated in two clinical trials in 645 pediatric patients ranging from age 3 to 11 who received NASONEX<sup>®</sup> or placebo and evaluated for efficacy. Patients were treated for 4 weeks in both the SAR study and PAR study. In the SAR study, the primary efficacy endpoint was the mean change from baseline in the physician-evaluated Total Nasal Symptom Score (TNSS) at Day 8. In the PAR study, the primary efficacy endpoint was the mean change from baseline in physician-evaluated TNSS at Day 15. Results from these studies are shown in Table 4.

**Table 4: Physician-Evaluated Total Nasal Symptom Score<sup>1</sup> (TNSS) Results of Trials in Pediatric Patients with Allergic Rhinitis**

Primary Endpoint(s)	NASONEX <sup>®</sup> 100 mcg OD		Placebo	
	N	Mean	N	Mean
<b>Study C95-161 SAR</b>				
Baseline	135	8.1	134	8.0
Change from Baseline to Day 8 (%) <sup>2</sup>	134	-2.8* (-34%)	130	-1.9 (-24%)
<b>Study I96-090 PAR</b>				
Baseline	186	6.8	190	6.8
Change from Baseline to Day 15 (%) <sup>2</sup>	185	-2.8** (-39%)	188	-2.2 (-32%)

\* P = 0.01 vs. placebo; \*\* P = 0.02 vs. placebo.

<sup>1</sup> Total of individual nasal symptoms combined (rhinorrhea, stuffiness, nasal itching and sneezing). Symptoms were scored according to the following rating system; 0 = none, 1 = mild, 2 = moderate, 3 = severe.

<sup>2</sup> Percent change is the difference between post treatment mean score and baseline mean score divided by Baseline mean score, multiplied by 100.

#### ***Treatment of mild to moderate uncomplicated acute rhinosinusitis***

In two clinical trials with 1954 patients 12 years of age and older with mild to moderate uncomplicated acute rhinosinusitis, NASONEX<sup>®</sup> 200 mcg twice daily was effective in significantly improving symptoms of acute rhinosinusitis compared to placebo as evaluated by the Major Symptom Score (MSS) composite of symptoms (facial pain/pressure/tenderness, sinus headache, rhinorrhea, post nasal drip, and nasal congestion/stuffiness) during the 15 day treatment period (P02683: p < 0.001; P02692: p = 0.038). A 500 mg three times a day amoxicillin arm was not significantly different from placebo in reducing symptoms of mild to moderate uncomplicated acute rhinosinusitis as evaluated by the MSS (see Table 5). Fewer subjects treated with NASONEX<sup>®</sup> 200 mcg twice daily were considered by the treating physician to be treatment failures than those treated with placebo.



**Table 5: Summary Results for the Major-Symptom Score**

	NASONEX® 200 mcg OD (A)		NASONEX® 200 mcg BID (B)		Amoxicillin 500 mg TID (C)		Placebo (D)	
	N	LS Mean <sup>a</sup>	N	LS Mean <sup>a</sup>	N	LS Mean <sup>a</sup>	N	LS Mean <sup>a</sup>
<b>P02683</b>								
Baseline <sup>b</sup>	243	8.17	234	8.28	251	8.53	252	8.36
Actual Score Days 2–15 (primary assessment)	240	4.16*	234	3.80* <sup>^</sup>	249	4.40	247	4.61
% Change from Baseline Days 2 to 15	240	-4.01 (-49.8%)	233	-4.51* <sup>†</sup> (-55.6%)	249	-4.13 (-49.3%)	247	-3.75 (-45.6%)
<b>P02692</b>								
Baseline <sup>b</sup>	229	7.69	236	7.70	233	7.55	242	7.72
Actual Score Days 1–15 <sup>c</sup>	229	3.99	236	3.95*	233	4.17	242	4.36
% Change from Baseline Days 1 to 15 <sup>c</sup> (primary assessment)	229	-3.70 (-46.7%)	236	-3.76* <sup>^</sup> (-48.4%)	233	-3.38 (-42.5%)	242	-3.36 (-41.5%)
<b>Pairwise Comparisons MSS changes from baseline and 95% Confidence Interval</b>								
	<b>A-B</b>		<b>A-C</b>		<b>A-D</b>		<b>B-C</b>	
	<b>P02683</b>		<b>P02692</b>		<b>P02683</b>		<b>P02692</b>	
Change from Baseline Days 2 to 15	0.50 (0.10, 0.90)	-0.12 (-0.28, 0.51)	-0.26 (-0.66, 0.13)	-0.38 (-0.78, 0.01)	-0.76 (-1.16, -0.36)	-0.38 (-0.76, 0.01)		
Change from Baseline Days 1 to 15 <sup>c</sup> (primary Assessment)	0.06 (-0.32, 0.44)	-0.32 (-0.70, 0.064)	-0.34 (-0.72, 0.04)	-0.38 (-0.76, -0.00)	-0.40 (-0.78, -0.02)	-0.02 (-0.40, 0.36)		

\* P < 0.05 vs. placebo; ^ P ≤ 0.05 vs. amoxicillin; † P < 0.05 vs. NASONEX® 200 mcg OD.

a: LS Means were obtained from the ANOVA model with effects for treatment, site, and duration of symptoms (7 to 14 days or 15 to 28 days). b: In Study P02683, Baseline was an in-office evaluation performed jointly by the subject and physician. In Study P02692, Baseline was the mean of three diary evaluations performed by the subject only.

c: Day 1 includes the PM assessment for subjects in P02692 only.

In addition, a 14-day post-treatment follow-up period was conducted among the four treatment groups. Study results indicated that the recurrence rate of rhinosinusitis was comparable between treatment groups.

### ***Treatment of Nasal Polyps***

In clinical trials with nasal polyposis, NASONEX® showed significant improvement when compared to placebo in the clinically relevant endpoints of congestion, and nasal polyp size (see Table 6).

**Table 6: Effect of NASONEX® in Two Randomized, Placebo-Controlled Trials in Patients with Nasal Polyps**

	<b>NASONEX® 200 mcg od</b>	<b>NASONEX® 200 mcg bid</b>	<b>placebo</b>	<b>P value for NASONEX® 200 mcg od vs. placebo</b>	<b>P value for NASONEX® 200 mcg bid vs. placebo</b>
<b>Study P01925</b>	n = 115	n = 122	n = 117		
Baseline bilateral polyp grade <sup>1</sup>	4.21	4.27	4.25		
Mean change from baseline in bilateral polyp grade <sup>3</sup>	-1.15	-0.96	-0.50	<0.001	0.01
Baseline nasal congestion <sup>2</sup>	2.29	2.35	2.28		
Mean change from baseline in nasal congestion <sup>4</sup>	-0.47	-0.61	-0.24	0.001	<0.001
<b>Study P01926</b>	n = 102	n = 102	n = 106		
Baseline bilateral polyp grade <sup>1</sup>	4.00	4.10	4.17		
Mean change from baseline in bilateral polyp grade <sup>3</sup>	-0.78	-0.96	-0.62	0.33	0.04
Baseline nasal congestion <sup>2</sup>	2.23	2.20	2.18		
Mean change from baseline in nasal congestion <sup>4</sup>	-0.42	-0.66	-0.23	0.01	<0.001

<sup>1</sup> Polyps in each nasal fossa were graded by the investigator based on endoscopic visualization, using a scale of 0–3 where 0 = no polyps; 1 = polyps in the middle meatus, not reaching below the inferior border of the middle turbinate; 2 = polyps reaching below the inferior border of the middle turbinate but not the inferior border of the inferior turbinate; 3 = polyps reaching to or below the border of the inferior turbinate, or polyps medial to the middle turbinate (score reflects sum of left and right nasal fossa grades).

<sup>2</sup> Nasal congestion/obstruction was scored daily by the patient using a 0–3 categorical scale where 0 = no symptoms; 1 = mild symptoms; 2 = moderate symptoms and 3 = severe symptoms.

<sup>3</sup> To the last assessment during the entire four months of the treatment period.

<sup>4</sup> Averaged over the first month of treatment.

## DETAILED PHARMACOLOGY

### **Animal**

#### ***Pharmacodynamics***

In cell culture, mometasone furoate was shown to be at least ten times more potent than other steroids, including beclomethasone dipropionate (BDP), betamethasone, hydrocortisone and dexamethasone, at inhibiting the synthesis/release of IL-1, IL-6 and TNF $\alpha$ . Mometasone furoate (IC<sub>50</sub> = 0.12 nM) was also at least six times more potent than BDP and betamethasone at inhibiting IL-5 production.

In a preclinical model, the compound has been shown to reduce the accumulation of eosinophils markedly at the site of an allergic reaction. For example, in allergic mice with IgE-mediated allergy, inhaled mometasone furoate at doses as low as 13 mcg/kg inhibited eosinophil infiltration into bronchoalveolar lavage fluid and the lung bronchi and bronchioles. Additionally, mometasone furoate reduced the number of lymphocytes, and the levels of messenger RNA for the proallergic cytokines IL-4 and IL-5.

Mometasone furoate is devoid of androgenic, antiandrogenic, estrogenic or antiestrogenic activity but, like other glucocorticosteroids, it exhibits some antiuterotrophic activity and delays vaginal opening in animal models at high oral doses of 56 mg/kg/day and 280 mg/kg/day. In general pharmacodynamic activity studies, mometasone furoate did not show mineralocorticoid activity. MF did not exert prominent effects on the central or autonomic nervous system. No significant effect was seen on blood pressure, heart rate, or ECG recordings. Mometasone furoate did not alter secretion of gastric acid, pepsin or bile. Mometasone furoate increased urine volume and potassium secretion only at very high doses given subcutaneously. No effect was seen on basic respiratory function. These results suggest no particular adverse effect or class of effects associated with administration of mometasone furoate.

#### ***Pharmacokinetics***

The intranasal administration of mometasone furoate suspension resulted in either very low / dose-proportional / gender independent or nonquantifiable plasma drug concentrations. Similar results were seen for total radioactivity upon intranasal dosing with radiolabeled drug.

By comparison with the AUC following IV dosing, the absolute bioavailability of MF following intranasal administration was less than 1% in rats and dogs, and following PO (suspension) administration was 1.4% in rats and 1.7% in mice. In dogs, plasma drug concentrations were generally not quantifiable following PO administration of the MF suspension. The pharmacokinetics of mometasone furoate in the mouse, rat and especially dog, were quite comparable to those obtained in humans.

## **Human**

### ***Pharmacology***

Mometasone furoate significantly inhibits the release of leukotrienes from leukocytes of allergic patients. In addition, it is an inhibitor of the production of the Th<sub>2</sub> cytokines, IL-4 and IL-5, from human CD4<sup>+</sup> T-cells.

In two clinical studies using nasal antigen challenge, mometasone aqueous nasal spray has shown anti-inflammatory activity in both the early and late phase allergic responses. This has been demonstrated by decreases (versus placebo) in histamine and eosinophil activity and reductions (versus baseline) in eosinophils, neutrophils and epithelial cell adhesion proteins. The clinical significance of these findings is not known.

In patients with seasonal allergic rhinitis, NASONEX<sup>®</sup> demonstrated a clinically significant onset of action within 12 hours of the first dose.

In children, results from plasma samples assayed for NASONEX<sup>®</sup> from one clinical study (Phase III) and two multiple-dose Phase I studies confirmed the general absence of systemic plasma concentrations following intranasal administration of NASONEX<sup>®</sup>.

In patients with acute rhinosinusitis, where signs or symptoms of bacterial infection are present, NASONEX<sup>®</sup>, as adjunctive treatment to antibiotics, produced a significant decrease in total symptom scores, with regards to nasal symptoms (purulent rhinorrhea, postnasal drip and stuffiness/congestion) and non-nasal symptoms (sinus headache, facial pain/pressure/tenderness and cough).

In patients with mild-moderate uncomplicated acute rhinosinusitis, where signs or symptoms of bacterial infection are not present, clinical trials demonstrated efficacy of NASONEX<sup>®</sup> as an effective monotherapy. Furthermore, there was no evidence suggestive of increased rhinosinusitis recurrence or predisposition to bacterial infections after NASONEX<sup>®</sup> monotherapy cessation.

### ***Pharmacokinetics***

Mometasone furoate, administered as an aqueous nasal spray, has a systemic bioavailability of <1% in plasma, using a sensitive assay with a lower quantitation limit (LLOQ) of 0.25 pg/mL. Mometasone furoate suspension is very poorly absorbed from the gastrointestinal tract, and the small amount that may be absorbed undergoes extensive first-pass hepatic metabolism prior to excretion in urine and bile.

## **TOXICOLOGY**

In a series of studies designed to maximize exposure to mometasone furoate, there was no unique or special finding regardless of route of administration or formulation. In single- and multiple-dose toxicology studies and in reproductive toxicity studies, all findings were typical

glucocorticoid class effects and obeyed the well-established dose-response and dose-duration relationships for systemic pharmacologic effects of glucocorticoids. Difficult and prolonged parturition observed in Segment I and Segment III reproduction studies may be related to the progestational effect of mometasone furoate. Reductions in maternal weight gain, fetal weight, and offspring viability, and the occurrence of typical malformations and skeletal variations (reduced ossification) were glucocorticoid class effects.

Based on results of multiple mutagenicity studies and of two carcinogenicity studies, one each in mice and rats, mometasone furoate should not pose a genetic hazard or increase the risk of cancer to patients exposed in a clinical setting. In particular, there was no statistically significant dose-response relationship for any tumour type in either the mouse or rat carcinogenicity study. In the study with mice, an apparent increase in mesenchymal tumours of the bladder and seminal vesicles was considered to have no relevance to assessment of human risk because it is a species- and strain-specific finding without a human correlate. An apparent increase in incidence of pancreatic cell hyperplasia in mid- and high-dose groups (1.0 and 2.0 mcg/L, respectively), and islet cell neoplasia in the high-dose group of male rats was attributed to the well-established metabolic effects of prolonged administration of glucocorticoids (increased glucose and/or insulin resistance). Increases in the incidence of tumours of islet cells are induced by other steroids, and reflect a non-genotoxic mechanism in a species with unique endocrinologic sensitivity.

### ***Acute Toxicity***

Two acute inhalation toxicity studies were conducted in mice (i.e., 4-hr whole-body exposure to micronized, pure, mometasone furoate powder). In the first study, the mean estimated doses were 582 mg/kg (in mice) and 394 mg/kg (for rats), assuming 100% deposition. No clinical signs were observed in either species during the 36-day post-exposure observation period. However, lower body weights compared to pre-treatment values were observed in both species. In the second study, rats were exposed by whole body exposure to 0.68 mg/L micronized mometasone furoate powder for 4 hours, and then observed for 3 weeks. Weight loss occurred during the observation period; while rales, ano-genital staining, soft stools and emaciation were the principal clinical observations. At necropsy, several rats had discoloured lungs, small spleens and discoloured brown skin.

### ***Multiple-Dose Toxicity***

The intranasal irritation potential of mometasone furoate aqueous nasal suspensions were assessed in beagle dogs administered daily doses of up to 4.0 mg/dog for three days, one week or one month. The aqueous nasal suspensions did not induce irritation in the nasal mucosa, and no compound-related changes were observed after one month of administration.

Mometasone furoate aqueous nasal suspension was well tolerated in toxicity studies conducted in rats and dogs for 6 months. Rats received doses of up to 0.600 mg/kg (0.18 mg/day; 70 times the proposed human dose); dogs received doses of up to 0.15 mg/kg (2.0 mg/day; 35 times the proposed human dose). Rats treated with 0.6 mg/kg experienced hair loss on the back during the last 5 weeks, which correlated with hypotrichosis. The no-effect dose for pharmacologic effects in rats was 0.050 mg/kg based on low body weight gains at higher doses. Dogs treated with

0.15 mg/kg demonstrated eosinophil counts, which were lower than pre-test and concurrent controls after 4, 13 and 26 weeks. In addition, ACTH response in the 0.045 and 0.15 mg/kg dose groups was lower than control. These differences were dose-related and were attributed to mometasone furoate. No evidence of nasal irritation was present at any dose in either the rat or the dog study. No target organs of systemic toxicity were identified in either study.

Mometasone furoate aqueous nasal spray was well tolerated when administered intranasally to dogs for one year at doses of up to 2.0 mg/day. In the 2.0 mg/day dose group, an increased incidence of alopecia, minimal decreases in lymphocytes and eosinophils, decreases in basal and post-ACTH cortisol response, lower adrenal gland weights, small or atrophied adrenal glands, epidermal atrophy, minimal splenic lymphoid atrophy, minimal focal epithelial attenuation in the nasal turbinates and retained luminal mucus were observed. Dogs treated with  $\geq 0.2$  mg/day demonstrated a dose-related increase in smaller or absent lymphoid aggregates. With the exception of minimally increased retained luminal mucus in the 2.0 mg/day dose group, there was no evidence of irritation or inflammation in the nasal turbinates of mometasone furoate-treated dogs. Thus, the changes in the lymphoid aggregates were considered a localized corticosteroid response associated with application and were not considered to be of toxicologic significance.

### ***Mutagenicity***

Mometasone furoate was nonmutagenic in the mouse lymphoma assay and the salmonella/mammalian microsome mutagenicity bioassay. Mometasone furoate was negative in the mouse bone marrow erythrocyte micronucleus assay, the rat bone marrow clastogenicity assay, the UDS assay in rat hepatocytes and the mouse mitotic male germ-cell clastogenicity assay, and the Chinese hamster lung cell chromosomal aberrations assay. At cytotoxic doses in Chinese hamster ovary cell cultures, mometasone furoate induced a dose-related increase in simple chromosome aberrations when continuously exposed (7.5 hours) in the nonactivation phase, but not in the presence of rat liver S9 fraction. This finding is not considered to be of significance in the risk assessment of mometasone furoate, since the S9 phase of the chromosomal-aberration assay and all *in vivo* assays were negative.

### ***Carcinogenicity***

The carcinogenicity potential of inhaled mometasone furoate (aerosol with CFC propellant and surfactant) at concentrations of 0.25 to 2.0 mcg/L was investigated in 24-month studies in mice and rats. Typical glucocorticoid-related effects, including several non-neoplastic lesions, were observed. No statistically significant dose-response relationship was detected for any of the tumour types. The apparent increase in mouse bladder/seminal vesicle mesenchymal tumours is considered to have no relevance in human carcinogenic risk assessment since it is a species- and strain-specific finding with no human correlate. The greater incidence of pancreatic islet cell hyperplasia in male rats who received 1.0 and 2.0 mcg/L is attributed to the well-established metabolic effects (increased glucose and/or insulin resistance) following prolonged administration of glucocorticoids. Increases in pancreatic islet cell tumours, which are induced by other steroids, reflects a non-genotoxic mechanism operative in an endocrinologically uniquely sensitively species.

### ***Reproductive Toxicology***

In subcutaneous Segment I and III studies, mometasone furoate was well tolerated at doses up to 7.5 mcg/kg (2.6 times the human dose by inhalation). At 15 mcg/kg, prolonged gestation and prolonged and difficult labour occurred with a reduction in offspring survival and body weight gain or body weight gain. There was no effect on fertility. Like other glucocorticoids, mometasone furoate is a teratogen in rodents and rabbits. Teratology studies were conducted in rats, mice and rabbits by the oral, topical (dermal), and/or subcutaneous routes. Umbilical hernia occurred in rats administered  $\geq 600$  mcg/kg dermally, cleft palate in mice administered 180 mcg/kg subcutaneously, and gallbladder agenesis, umbilical hernia, and flexed front paws in rabbits administered  $\geq 150$  mcg/kg dermally. In these teratogenicity studies, there were also reductions in maternal body weight gains, effects on fetal growth (lower fetal body weight and/or delayed ossification) in rats, rabbits and mice, and reduced offspring survival in mice.

## REFERENCES

1. Hebert JR, Nolop K, Lutsky BN. Once-daily mometasone furoate aqueous nasal spray (NASONEX<sup>®</sup>) in seasonal allergic rhinitis: an active- and placebo-controlled study. *Allergy* 1996;51:569-576.
2. Drouin M, Yang WH, Bertrand B et al. Once daily mometasone furoate aqueous nasal spray is as effective as twice daily beclomethasone dipropionate for treating perennial allergic rhinitis patients. *Ann Allergy Asthma Immunol* 1996;77:153-160.
3. Brannan MD, Herron JM, Affrime MB. Safety and tolerability of once daily mometasone furoate aqueous nasal spray in children. *Clin Ther* 1997;19:1330-1339.
4. Davies RJ, Nelson HS. Once-Daily mometasone furoate nasal spray: Efficacy and Safety of a New intranasal glucocorticoid for allergic rhinitis. *Clinical Therapeutic*, Vol 19, No. 1, 1997.
5. Mandl M., Nolop K, Lutsky BN. Comparison of once daily mometasone furoate (NASONEX<sup>®</sup>) and fluticasone propionate aqueous nasal sprays for the treatment of perennial rhinitis. *Annals of Allergy, asthma & Immunology*, Oct 1997, pp. 370-378.
6. Minshall E, Graffar O, Cameron L et al. Assessment by nasal biopsy of long-term use of mometasone furoate aqueous nasal spray (NASONEX<sup>®</sup>) in the treatment of perennial rhinitis. *Otolaryngology-head and neck surgery*, Volume 118, Number 5, pp. 648-654.
7. Stjärne P, Mösges, R, Jorissen M et al. A randomized controlled trial of mometasone furoate nasal spray for the treatment of nasal polyposis. *Otolaryngology-head and neck surgery*, Volume 132, Feb 2006, pp. 179-185.
8. Small BC, Hernandez J, Reyes A et al. Efficacy and safety of mometasone furoate nasal spray in nasal polyposis. *J Allergy Clin Immunol*, Volume 116, Number 6, December 2005, pp. 1275-1281.
9. Meltzer E, Bachert C et al. Treating Acute Rhinosinusitis: Comparing Efficacy and safety of mometasone furoate nasal spray, amoxicillin and placebo., *J Allergy Clin Immunol*, Volume 116, Number 6, December 2005, pp. 1289-1295.
10. P05002. SCH 32088: Evaluation of the Nasal and Sinus Deposition, Nasal Retention Pattern, and Systemic Exposure to Mometasone Furoate After Nasal Inhalation From a NASONEX<sup>®</sup> Nasal Spray and Alternative Formulations/Devices.



## PART III: CONSUMER INFORMATION



**mometasone furoate monohydrate  
aqueous nasal spray, Organon standard**

This leaflet is part III of a three-part “Product Monograph”, published when NASONEX® was approved for sale in Canada and is designed specifically for consumers. This leaflet is a summary and will not tell you everything about NASONEX®. Please read this leaflet carefully before you start taking NASONEX® and contact your doctor or pharmacist if you have any questions about the medication.

### ABOUT THIS MEDICATION

#### What the medication is used for:

NASONEX® is a corticosteroid, which reduces inflammation. It was prescribed to you by your doctor to treat the symptoms of one of the following conditions:

In children between the ages of 3 and 11 years:

**Seasonal allergic rhinitis:** also called “hay fever” is caused by allergies to grass, pollen, ragweed, etc. Symptoms include stuffiness/congestion in the nose, runny nose, itching and sneezing.

**Perennial allergic rhinitis:** year round allergies caused by dust mites, animal dander and molds. Symptoms include stuffiness/congestion in the nose, runny nose, itching and sneezing.

In adults and children 12 years of age or older:

**Adjunctive treatment to antibiotics in acute episodes of rhinosinusitis, where signs or symptoms of bacterial infection are present:** acute rhinosinusitis is the inflammation of the nasal sinuses that may be complicated with a bacterial infection.

NASONEX® is used for the treatment of the inflammatory component and the antibiotic is used for the infection of the nasal sinuses. Symptoms include (but are not limited to) stuffiness/congestion in the nose, runny nose, feeling of something running down the back of the throat, fever, severe facial/tooth pain (especially on one side of the face), facial swelling or thick nasal discharge with a yellow or green colour.

**Mild to moderate uncomplicated acute rhinosinusitis, where signs or symptoms of bacterial infection are not present:** NASONEX® is used for the treatment of symptoms related to the inflammation and blockage of the sinuses behind the nose.

Symptoms include stuffiness/congestion in the nose, runny nose, feeling of something running down the back of the throat, and facial pressure or pain. If symptoms get worse or you start to have fever, persistent severe facial/tooth pain (especially on one side of the face), facial swelling or thick nasal discharge with a yellow or green colour, consult your physician immediately.

In adults 18 years of age or older:

**Nasal polyps:** small growths on the lining of the nose that usually affect both nostrils. The main symptom is a blocked feeling in the nose which may affect breathing through the nose. Other symptoms may include watery nose, a feeling of something running down the back of the throat, loss of taste and smell.

#### What it does:

NASONEX® (mometasone furoate monohydrate aqueous nasal

When sprayed into the nose it helps reduce symptoms of the conditions listed above.

#### When it should not be used:

NASONEX® should not be used:

- if you are allergic to NASONEX® or to any of its ingredients.
- if you have an infection in the nose (i.e. yellow or green discharge from the nose) that is not being treated.
- if your nose was recently operated on or injured. In this case you may be told to wait until healing has occurred before using NASONEX®.
- if you have been diagnosed with tuberculosis and it is not being treated.\*
- if you have untreated fungal, bacterial, or systemic viral infections.\*
- if you have a herpes simplex (virus) infection of the eye and it is not being treated.\*

\* See WARNINGS AND PRECAUTIONS for additional information.

#### What the medicinal ingredient is:

NASONEX® contains mometasone furoate monohydrate.

#### What the nonmedicinal ingredients are:

(alphabetical order): benzalkonium chloride, carboxymethylcellulose sodium, citric acid, glycerol, microcrystalline cellulose, polysorbate 80, purified water, and sodium citrate dihydrate.

#### What dosage forms it comes in:

NASONEX® comes in a nasal spray device which delivers 140 sprays. Each spray delivers an unscented mist, containing the equivalent of 50 mcg\* of mometasone furoate.

\* Calculated on the anhydrous basis.

### WARNINGS AND PRECAUTIONS

Do not spray NASONEX® into your eyes or mouth. It is for use in the nose only.

Before you use NASONEX® talk to your doctor or pharmacist if you are pregnant or nursing a baby. Breast-feeding is not recommended during treatment with NASONEX®.

Tell your doctor, if you have any of the following conditions before you start using NASONEX® or develop them during treatment. Your doctor may need to lower your dose of this medication, or you may need extra treatment to control the condition. Once advised, your doctor will decide whether any changes in your treatment are needed. In some cases it may be necessary to stop treatment.

- sores in the nose
- tuberculosis (active or previous)
- infection (fungal, bacterial or viral)
- herpes simplex (virus) infection of the eye

(See ABOUT THIS MEDICATION, When it should not be used, for additional information.)

If you think you have developed an infection in the nose after starting NASONEX® (i.e. normally clear discharge from the nose has turned yellow or green) contact your doctor.

If you have been prescribed NASONEX® (but not with antibiotics) for mild-moderate uncomplicated acute rhinosinusitis, consult your doctor if you develop signs or symptoms of bacterial infection (such as fever, persistent severe facial/tooth pain (especially on one side of the face), facial swelling, worsening of symptoms after an initial improvement) or thick nasal discharge with a yellow or green colour.

Be sure to use this medicine exactly as your doctor or pharmacist has instructed. Do not use more NASONEX® than prescribed in an attempt to increase its effectiveness, and do not use this medicine more often than prescribed. Only a physician can prescribe NASONEX® for you. Do not share this medicine with anyone else; it may harm them even if their symptoms are the same as yours. Do not use this product for other disorders.

## INTERACTIONS WITH THIS MEDICATION

To avoid the possibility of drug interactions, be sure to advise your physician or pharmacist of any other medications that you are taking, particularly corticosteroid medicine, either by mouth or by injection. The dose of some medications may need adjustment while you are treated with NASONEX®.

Drugs that may interact with NASONEX® are listed below. Your doctor may wish to monitor you carefully if you are taking these medicines:

- Ketoconazole
- Itraconazole
- Clarithromycin
- Ritonavir
- Cobicistat-containing products

## PROPER USE OF THIS MEDICATION

### **DO NOT SPRAY INTO EYES; FOR INTRANASAL USE ONLY.**

#### **Usual dose:**

In case of severe nasal congestion, your doctor may recommend the use of a nasal decongestant (vasoconstrictor) 2–3 days before NASONEX® to help clear nasal passages and to aid drug delivery.

#### **Treatment of seasonal or perennial allergic rhinitis:**

For children between the ages of 3 and 11 years the usual recommended dose is one (1) spray in each nostril once a day. Young children should be aided by an adult when using NASONEX®.

Your physician may change this dosage, depending on your response to NASONEX®.

In some patients, NASONEX® may relieve symptoms within 12 hours; others may have to wait at least 48 hours. Full effect

depends on regular and continued use (unlike other medications which are used only when necessary). For full benefit of therapy, continue regular use.

#### **Adjunctive treatment to antibiotics in acute episodes of rhinosinusitis:**

For adults (including the elderly) and children 12 years of age and older, the usual recommended dose is two (2) sprays into each nostril twice a day.

If needed for better control of your symptoms, your doctor may recommend that the dose be increased to four (4) sprays into each nostril twice daily.

Your physician may change this dosage, depending on your response to NASONEX®.

#### **Treatment of mild to moderate uncomplicated acute rhinosinusitis:**

For adults (including the elderly) and children 12 years of age and older, the usual recommended dose is two (2) sprays into each nostril twice a day.

Contact your doctor if symptoms worsen during treatment (see WARNINGS AND PRECAUTIONS).

#### **Treatment of Nasal Polyps:**

For adults 18 years and older (including the elderly), the usual recommended dose is two (2) sprays into each nostril twice a day. Once symptoms are controlled, your physician may reduce your dose to two sprays in each nostril once daily.

#### **Overdose:**

In case of drug overdose, contact a health care practitioner, hospital emergency department or regional Poison Control Centre immediately, even if there are no symptoms.

#### **Missed dose:**

If you miss taking your dose on time, do not worry; take a dose if you remember within an hour or so. However, if you do not remember until later, skip the missed dose and go back to your regular dosing schedule. Do not double the dose.

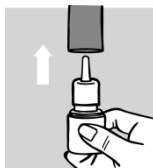
## Directions for Use

### **DO NOT SPRAY INTO THE EYES. FOR INTRANASAL USE ONLY.**

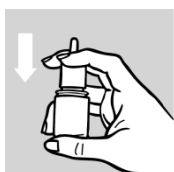
Read complete instructions carefully and use only as directed.

#### **SHAKE WELL BEFORE EACH USE.**

1. Remove the teal-blue plastic dust cap.



2. The very first time the spray is used; prime the pump by pressing downward on the shoulders of the white applicator, using your forefinger and middle finger while supporting the base of the bottle with your thumb. Do not pierce the nasal applicator. Press down and release the pump 10 times or until a fine spray appears. The pump is now ready to use. The pump may be stored unused for up to 2 weeks without repriming. If unused for more than 2 weeks, prime the pump again two (2) times, until a fine spray appears.




3. Gently blow your nose to clear your nostrils. Close one nostril using your finger. Tilt your head forward slightly and, keeping the bottle upright, carefully insert the nasal applicator into the other nostril.



4. For each spray, press firmly downward once on the shoulder of the white applicator, using your forefinger and middle finger while supporting the base of the bottle with your thumb. Spray while breathing gently inward through the nostril, with the mouth closed.



5. Then breathe out through your mouth.



6. Repeat in the other nostril.
7. Replace the plastic dust cap after each use.

The correct amount of medication in each spray can only be assured up to 140 sprays from the bottle even though the bottle may not be completely empty. You should keep track of the number of sprays used from each bottle of NASONEX®, and discard the bottle after using 140 sprays (approximately five weeks of supply, depending on the prescribed dose).

**Cleaning:** To clean the nasal applicator, remove the plastic dust cap and pull gently upward on the white nasal applicator so that it comes free. Wash the applicator and dust cap under a cold-water tap. **Do not try to unblock the nasal applicator by inserting a pin or other sharp object as this will damage the applicator and cause you not to get the right dose of medicine.** Dry and replace the nasal applicator followed by the plastic dust cap.

Re-prime the pump with two (2) sprays when first used after cleaning.

## **SIDE EFFECTS AND WHAT TO DO ABOUT THEM**

Side effects that may occur with the use of corticosteroid nasal sprays, including NASONEX®, are headache, nose-bleed or blood-tinged mucus, burning or irritation inside the nose, sneezing or sore throat.

Disturbances of taste and smell have been reported very rarely.

The following less common side effects have been seen in Clinical Trials: swollen lymph nodes, vision changes, eye tearing, dry eyes, eye inflammation or infection, ear ache, ringing in the ears, stomach pain, constipation, diarrhea, nausea, tongue and tooth disorders, dry mouth, aggravated allergy symptoms, swelling of the body including the face, fever, flu-like symptoms, thirst, cold sore, infections, muscle and/or joint pain, tremor, dizziness, migraine, depression, nightmares causing sleep disturbances, fatigue, loss of voice, bronchitis, shortness of breath, wheezing, acne, skin rashes and high blood pressure.

In addition to some of the above side effects, the following post-market side effects have been seen: nasal septum perforation.

**SERIOUS SIDE EFFECTS, HOW OFTEN THEY HAPPEN AND WHAT TO DO ABOUT THEM**

Symptom/effect		Talk with your doctor or pharmacist		Stop taking drug and seek immediate emergency medical attention
		Only if severe	In all cases	
<b>Rare</b>	Immediate hypersensitivity: an allergic reaction which may cause sudden onset of wheezing or difficulty in breathing shortly after taking this medication			√
<b>Uncommon</b>	Chest pain, irregular or fast heartbeat			√
<b>Unknown</b>	Blurred vision, increased pressure in your eyes, eye pain, distorted vision		√	

IF YOU EXPERIENCE ANY UNDESIRABLE OR TROUBLESOME EFFECTS, INCLUDING ANY THAT ARE NOT LISTED, ADVISE YOUR PHYSICIAN OR PHARMACIST.

**HOW TO STORE IT**

KEEP OUT OF THE REACH OF CHILDREN.

- Store between 2° and 25°C (36° and 77°F).
- Protect from light.
- Do not freeze.
- Do not use this product after the expiration date on the package.

When NASONEX® is removed from its cardboard container, prolonged exposure of the product to direct light should be avoided. Brief exposure to light, as with normal use, is acceptable.

**Reporting Side Effects**

You can report any suspected side effects associated with the use of health products to Health Canada by:

- Visiting the Web page on Adverse Reaction Reporting (<https://www.canada.ca/en/health-canada/services/drugs-health-products/medeffect-canada.html>) for information on how to report online, by mail or by fax; or
- Calling toll-free at 1-866-234-2345.

*NOTE: Contact your health professional if you need information about how to manage your side effects. The Canada Vigilance Program does not provide medical advice.*

**MORE INFORMATION**

**Drug testing for sports events:** This product is a corticosteroid for nasal administration. Although it is not measurable in the blood, corticosteroids may be detected in the urine during drug testing. Thus, prior written permission for its use may be required by sports agencies.

You may want to read this leaflet again. Do not throw it away until you have finished your medication.

**If you want more information about NASONEX®:**

- Talk to your healthcare professional
- Find the full product monograph that is prepared for health professionals and includes this Consumer Information by visiting the [Health Canada website](https://www.healthcanada.ca) or [www.organon.ca](http://www.organon.ca) or by calling 1-844-820-5468.

This leaflet was prepared by Organon Canada Inc.

Last revised: March 21, 2022

® N.V. Organon. Used under license.  
© 2022 Organon Canada Inc. All rights reserved.